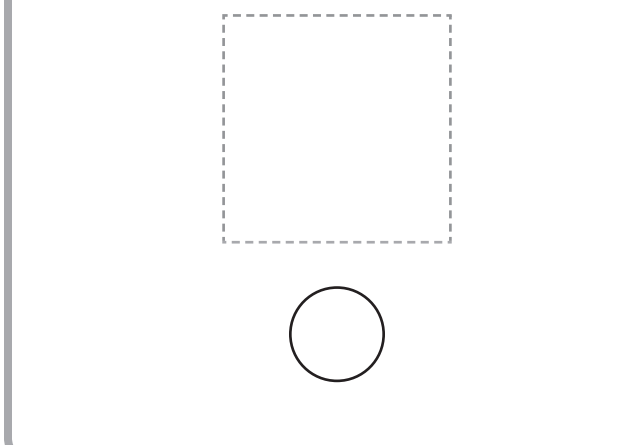


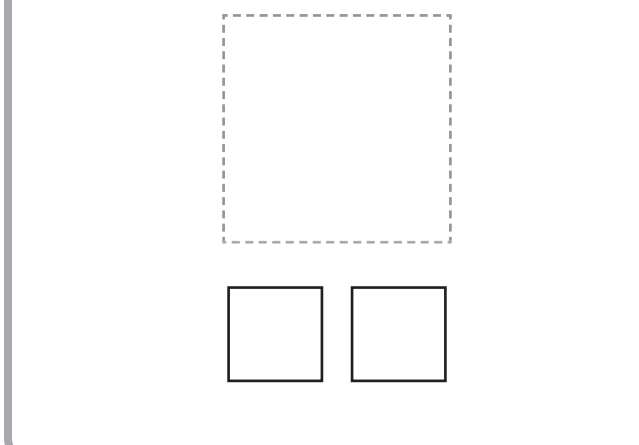
# Making Matches (I)

Glue the number 1 or 2.

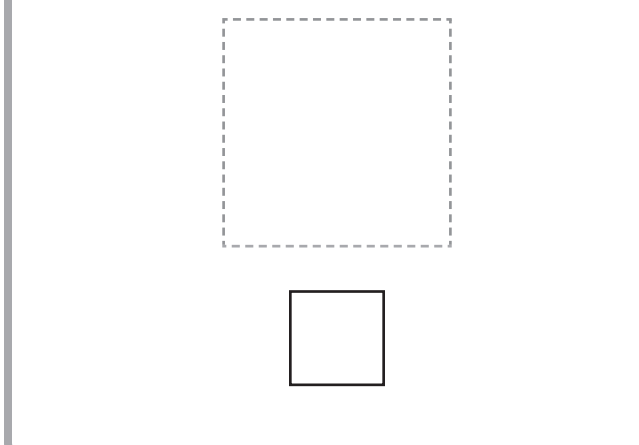
1.



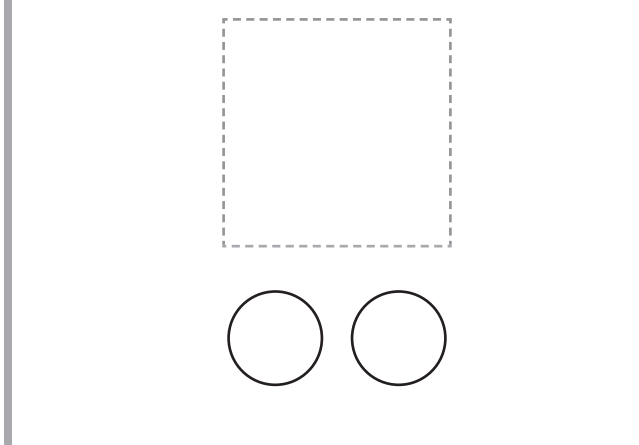
2.



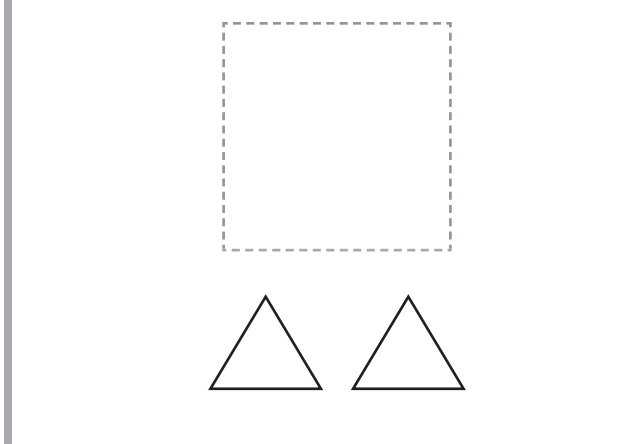
3.



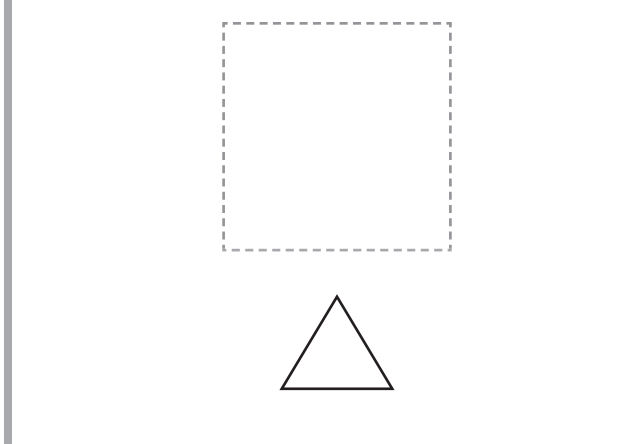
4.



5.




6.



# Making Matches (2)


Glue a picture of 1 or 2.

7.




1

8.




2

9.




2

10.




1

11.



1

12.




2

# Making Matches (3)

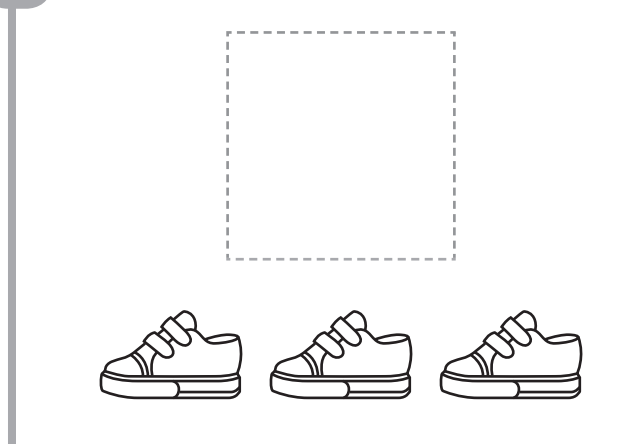
Glue the number 1, 2, or 3.

13.



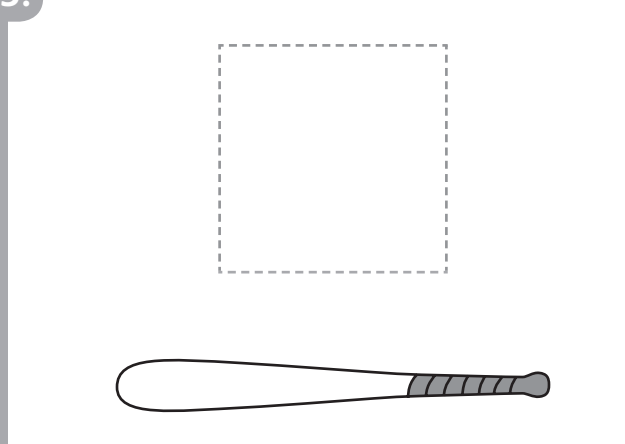
A dashed square box is positioned in the upper center. Below it are two identical five-pointed stars.

14.



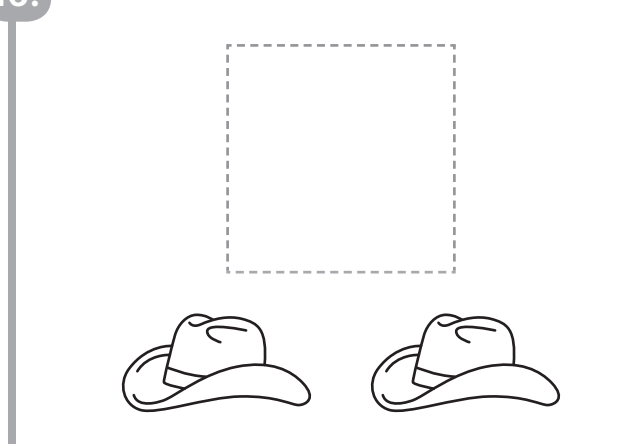
A dashed square box is positioned in the upper center. Below it are three identical sneakers.

15.



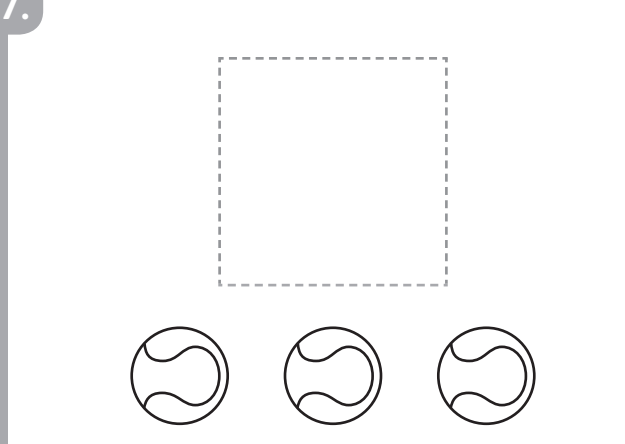
A dashed square box is positioned in the upper center. Below it is one baseball bat.

16.




A dashed square box is positioned in the upper center. Below it are two identical cowboy hats.

17.



A dashed square box is positioned in the upper center. Below it are three identical balls with curved lines on their surface.

18.




A dashed square box is positioned in the upper center. Below it is one skateboard.

COPYRIGHT © 2017 JUMP MATH: TO BE COPIED.

# Making Matches (4)


Glue a picture of 1, 2, or 3.

19.




3

20.




1

21.




2

22.




3

23.



1

24.



2

# Making Matches (5)

Glue the number 1, 2, 3, or 4.

25.

A dashed square box is positioned above four apples arranged in a horizontal row.

26.

A dashed square box is positioned above two carrots arranged in a horizontal row.

27.

A dashed square box is positioned above two bananas arranged in a horizontal row.

28.

A dashed square box is positioned above three tomatoes arranged in a horizontal row.

29.

A dashed square box is positioned above three peaches arranged in a horizontal row.


30.

A dashed square box is positioned above four broccoli florets arranged in a horizontal row.

# Making Matches (6)


Glue a picture of 1, 2, 3, or 4.

31.




1

32.




4

33.




3

34.




2

35.



4

36.




3

# Making Matches (7)

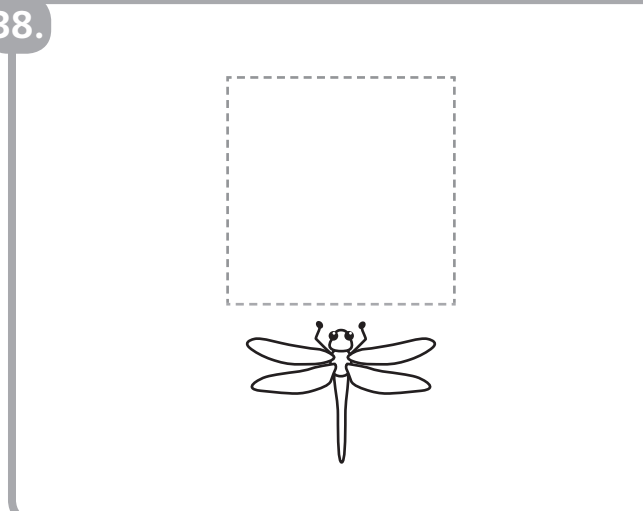
Glue the number 1, 2, 3, 4, or 5.

37.




A dashed square box is positioned above a row of five ants. Each ant is facing forward.

38.



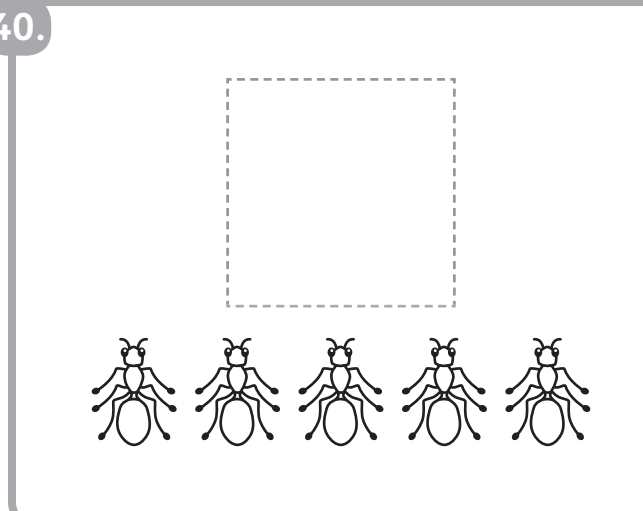
A dashed square box is positioned above a single dragonfly. The dragonfly is facing forward.

39.




A dashed square box is positioned above a row of four bees. Each bee is facing forward.

40.




A dashed square box is positioned above a row of five ants. Each ant is facing forward.

41.



A dashed square box is positioned above a row of two butterflies. Each butterfly is facing forward.

42.




A dashed square box is positioned above a row of three bees. Each bee is facing forward.

COPYRIGHT © 2017 JUMP MATH: TO BE COPIED.

# Making Matches (8)


Glue a picture of 1, 2, 3, 4, or 5.

43.




3

44.




5

45.




5

46.




4

47.



2

48.



1



# Making the Same Shape



Use 2 colours to make the same shape.

The grid contains two rows of shapes. The top row has three rectangles: a 2x2 rectangle with light gray on the left and dark gray on the right; a 2x4 rectangle with dark gray on the left and light gray on the right; and a 2x6 rectangle with light gray on the left and dark gray on the right. The bottom row has three squares: a 2x2 square with light gray on the top and dark gray on the bottom; a 2x2 square with light gray on the left and dark gray on the right; and a 2x2 square with a light gray top-left corner and dark gray elsewhere. Each shape has a corresponding empty outline below it.

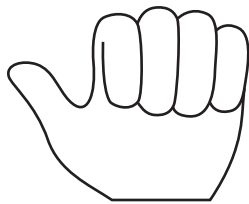
# What Is Different? (I)

Colour what is different.

1.



2.



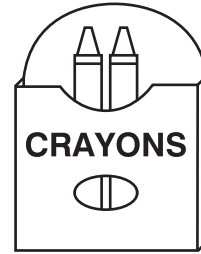
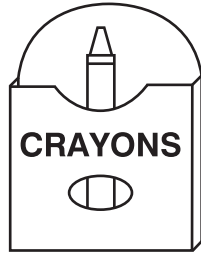
3.




# What Is Different? (2)

Colour what is different.



4.



5.



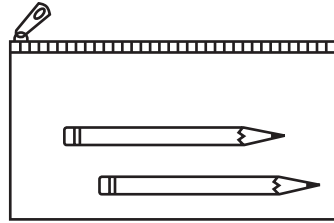
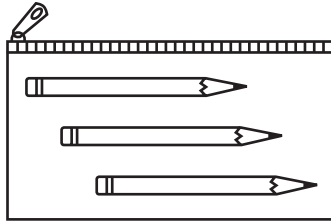
6.




# What Is Different? (3)

Colour what is different.

7.



8.



9.





# What Is Different? (4)

Colour what is different.



10.



11.




12.



# What Is Different? (5)

Colour what is different.

13.



14.



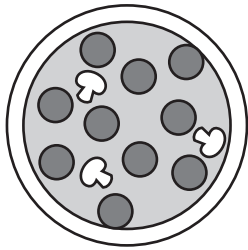
15.



# What Is Different? (6)

Colour what is different.

16.



17.




18.



# Colouring to Make 2

Make 2 parts.





# Colouring to Make 3

Make 3 parts.


A grid of 15 rectangles arranged in 5 rows and 3 columns. The first rectangle in the top row is divided into three parts: a light gray square (top-left), a dark gray square (bottom-left), and a white square (right). The other 14 rectangles are empty.

COPYRIGHT © 2017 JUMP MATH: TO BE COPIED.

# Counting


Count.

1.




A rectangular box containing four identical line drawings of owls, arranged in a horizontal row.

2.




A rectangular box containing three identical line drawings of pineapples, arranged in a horizontal row.

3.



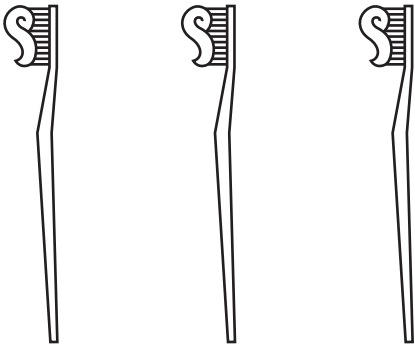
A rectangular box containing one line drawing of a lion sitting and facing forward.

4.




A rectangular box containing two identical line drawings of goldfish, arranged in a horizontal row.

5.



A rectangular box containing three identical line drawings of toothbrushes, arranged in a horizontal row.

6.



A rectangular box containing four identical line drawings of bananas, arranged in a horizontal row.

NAME \_\_\_\_\_ DATE \_\_\_\_\_

# Counting Template (I)

---

--	--	--

--


--	--

--	--	--	--

COPYRIGHT © 2017 JUMP MATH: TO BE COPIED.

# Counting Template (2)

---



COPYRIGHT © 2017 JUMP MATH: TO BE COPIED.

# Groups of 2, 3, and 4

--	--	--	--

--	--	--	--

--	--	--	--

--	--	--	--

--	--	--	--

--	--	--	--

--	--	--

--	--	--

--	--	--

--	--	--

--	--	--

--	--	--

--	--	--

--	--	--

--	--	--

--	--

--	--

--	--

--	--

--	--

--	--

--	--

--	--

--	--

--	--

--	--


--	--

COPYRIGHT © 2017 JUMP MATH: TO BE COPIED.

# How Many? (I)


Use ●. Count.

1.



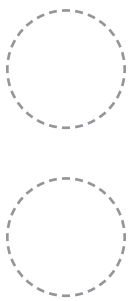
1      2      3

2.




1      2      3

3.



1      2      3

4.




1      2      3

# How Many? (2)

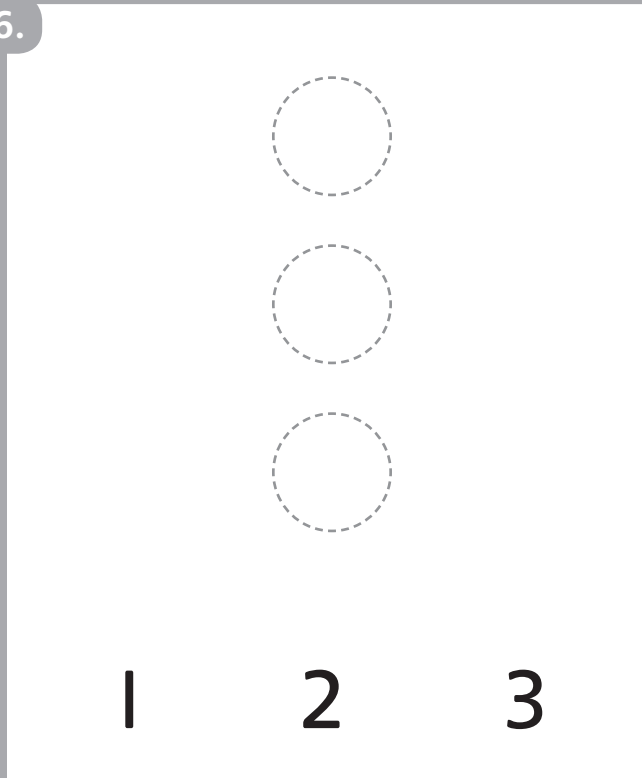
Use ●. Count.

5.



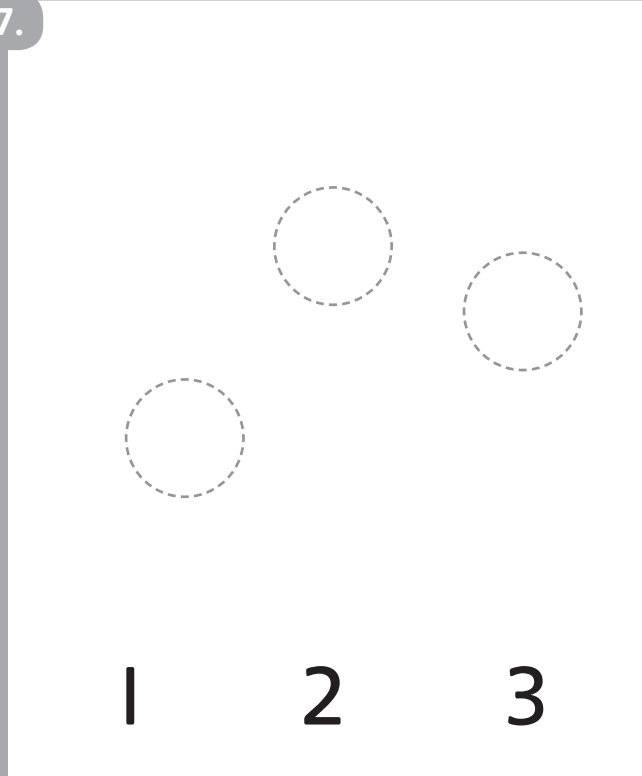
1      2      3

6.



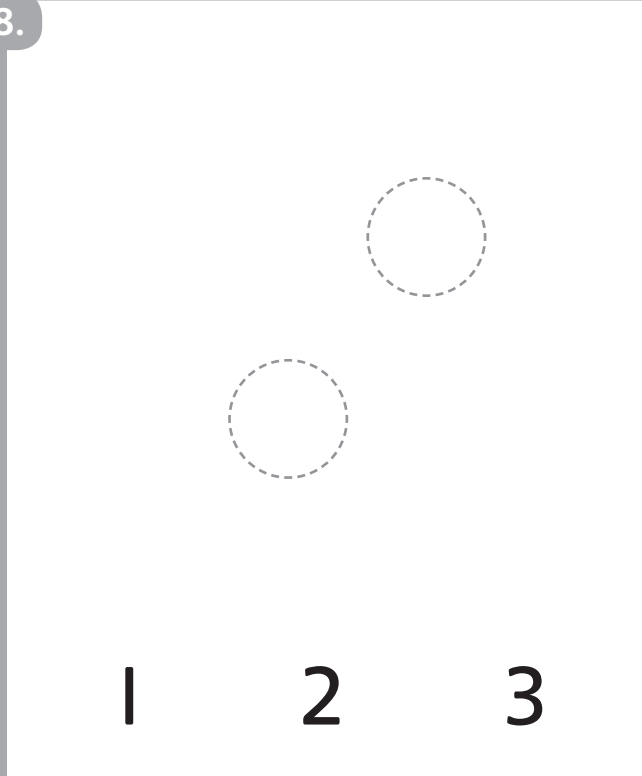
1      2      3

7.



1      2      3

8.




1      2      3

COPYRIGHT © 2017 JUMP MATH: TO BE COPIED.

# How Many? (3)


Use ●. Count.

9.




1 2 3 4

10.




1 2 3 4

11.



1 2 3 4

12.




1 2 3 4



# How Many? (4)


Use ●. Count.

13.




1 2 3 4

14.




1 2 3 4

15.



1 2 3 4

16.




1 2 3 4

COPYRIGHT © 2017 JUMP MATH: TO BE COPIED.

# How Many? (5)


Use ●. Count.

17.




1 2 3 4 5

18.




1 2 3 4 5

19.



1 2 3 4 5

20.




1 2 3 4 5

COPYRIGHT © 2017 JUMP MATH: TO BE COPIED.

# How Many? (6)


Use ●. Count.

21.




1 2 3 4 5

22.




1 2 3 4 5

23.



1 2 3 4 5

24.



1 2 3 4 5




# Joining the Black Dots


1.

2.

COPYRIGHT © 2017 JUMP MATH: TO BE COPIED.


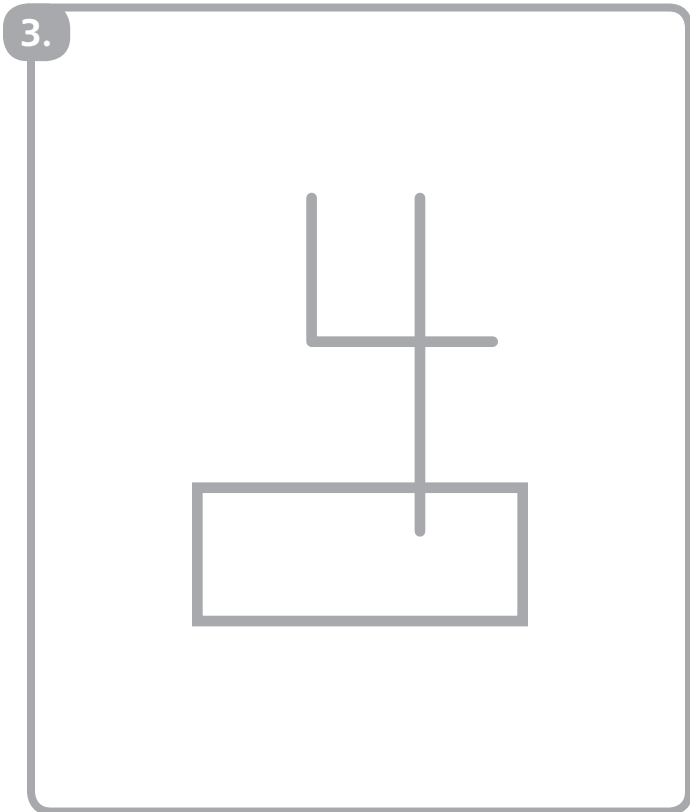
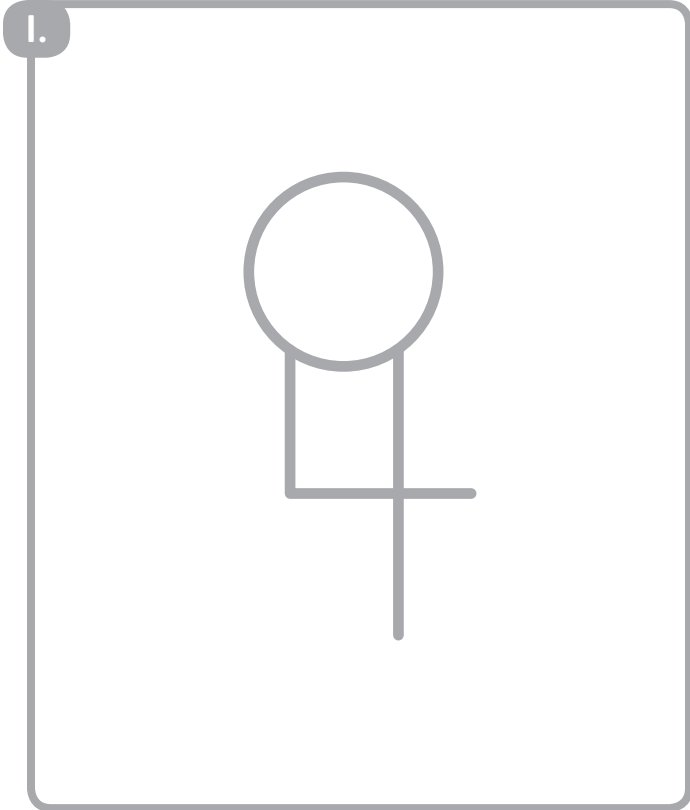
# Colouring 1, 2, and 3 Fish

- Colour 1  blue.
- Colour 2  yellow.
- Colour 3  orange.



# Finding the Hidden Number 4

Trace the number 4.



# Finding the Hidden Number 5

Trace the number 5.






# Colouring the Group

Colour the correct group.




1.

3                  




2.

2                  

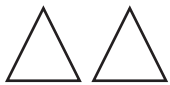


3.

4                  

4.

1                  

5.

5                  

COPYRIGHT © 2017 JUMP MATH: TO BE COPIED.